

A grand bargain to steer through the European Union's energy crisis

Ben McWilliams, Giovanni Sgaravatti, Simone Tagliapietra and Georg Zachmann

EUROPE'S ENERGY SYSTEM

1
- COVID-19

RUSSIAN MANIPULATION OF

2021,

IN RESPONSE TO

AN INTEGRATED EUROPEAN

()

, ()

, ()

Recommended citation

⚡ (2022)
, *Policy Contribution* 14/2022,



1 Introduction

1970



H , j
f , -

Box 1: The role of markets in allocating scarce energy supply

- -
, -
34 2021,
(, 2022). 2021
, -
2022 .
J 2021 12 19 J 2022
j
, (5)
, -
, -
, -
.

2.1 Coordinating storage re lling

- -
, -
.9(4)3 .94 514)1(-3 .925 0-7 011(-)1974(.)-21 () ,)-2 -7(,)1 0
()15(-1.444 ()4)7 15(2.9(5()0-1.4((() 6)202()15.1(10-1.44

(*et al*, 2022).

2.2 Coordinating efficient reduction of gas usage

D

15

2022/2023

-

.
 - .
 .
 ,
 ,
 10,
 - .
 2 () () 2030.
 ,
 .
 (,) 2022.
 .
 (, 2022) 41 2030
 .
 2
 ,
 2030.

3 Power markets



14 Forward prices imply that traders are at time of writing willing to pay more than €200/MWh for power in winter 2024/25, while prices in the pre-COVID-19 winter were about €60/MWh. See Kuik


, , ,
- , ,
J ,
. ,
.



), ()
 (),
 ,
 ,
 , (, 2022) . 2022,
 0
 (5).

Figure 5: Natural gas futures applied margin

Source: Bruegel based on ECB (2022).



21 See for example Bank of England (2022): “

r r r r r

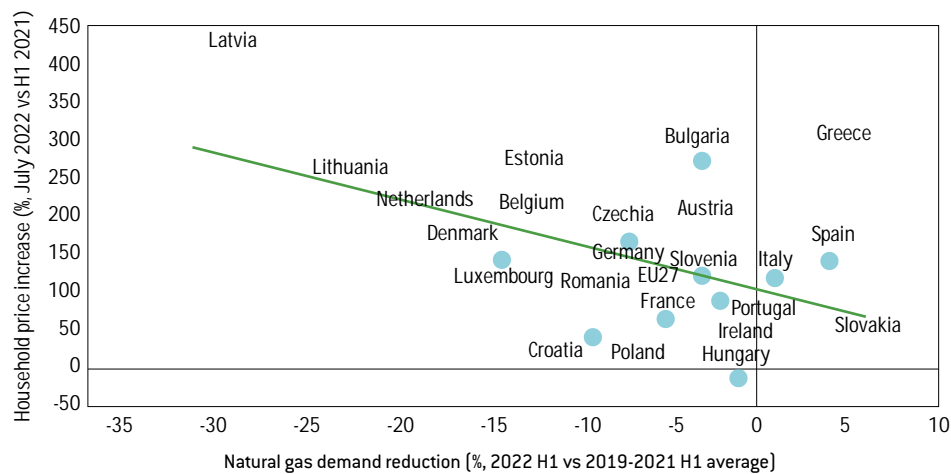
2022), j (et al, 15
 10
 (D) J 3

Tackling fragilities in the European system of energy providers: recommendations

5 National energy consumption subsidies

(6).

Figure 6: Price increases for households and gas-demand changes in EU countries



Source: Bruegel based on Eurostat and on the Household Energy Price Index (HEPI). Note: the HEPI collects price data in capital cities, these were taken as a proxy for the retail prices of the respective countries in July 2022.

National energy consumption subsidies: recommendations

H

()
()



6 Fiscal consequences

2021,

230 -

2021,

0.1


3.6

D (

7).

Figure 7: Support provided by selected EU countries to their citizens and firms (Sept 2021 – Jul 2022)

Source: Bruegel, see Sgaravatti *et al* (2022).




7

Defend market-based allocation of energy across borders

Compensate the most vulnerable

Enabling pareto improvements

5 () . . - , (1 140()3((9()0 -444



(2022) Financial Stability Report, , // . . . /
 / - / / / . 202205 207 46 0. . # 31

- (2020) Completing the map: Power system needs in 2030 and 2040. Version for public consultation,

// . . . / - / 2020/200 10 2020

(2022) ; /2022/230 , // - . /
